

**CITY OF CONCORD
DEBT SERVICE FUNDS
FOR THE YEAR ENDING JUNE 30, 2008**

Debt Service Funds are used to account for accumulation of resources for payment of interest and principal on the City's general bond debt. Debt Service Funds include:

TAX ALLOCATION BONDS

Redevelopment Agency Fund - Accounts for the accumulation of property taxes for payment of interest and principal on the Redevelopment Agency tax allocation bonds issued in 2004.

REVENUE BONDS

Police Facilities Revenue Bonds - To account for the accumulation of lease revenue for payment of interest and principal on the Police Facility lease revenue bonds issued in 1993 by the Redevelopment Agency.

Parking Structure Revenue Bonds - To account for the accumulation of resources for payment of interest and principal on the Parking Structure lease revenue bonds issued in 2001 by the Redevelopment Agency.

Performing Arts Revenue Bonds - To account for the accumulation of revenue provided by Bill Graham Presents (a subsidiary of Clear Channel) for payment of interest and principal on the Pavilion lease revenue bonds issued in 1995.

CERTIFICATES OF PARTICIPATION

ABAG Fund - To account for transfers of revenue from the General Fund for payment of interest and principal on Association of Bay Area Governments (ABAG) certificates of participation.

ASSESSMENT DISTRICTS

Assessment Districts Fund - To account for the accumulation of special assessment taxes for payment of special assessment bond interest and principal.

**CITY OF CONCORD
DEBT SERVICE FUNDS
FOR THE YEAR ENDING JUNE 30, 2008**

Annual debt service requirements to maturity for long-term debt, including interest payments, are as follow:

| | Tax Allocation <u>Bonds</u> | Redevelopment <u>Agency</u> | Revenue Bonds <u>Parking Structure</u> | Concord <u>Pavilion</u> | Certificates of <u>Participation</u> | <u>Total</u> |
|---------------------|-----------------------------------|--------------------------------|--|----------------------------|--|-----------------------|
| YEAR ENDING JUNE 30 | | | | | | |
| 2007-08 | \$ 6,376,571 | \$ 689,340 | \$ 738,691 | \$ 1,776,710 | \$ 98,213 | \$ 9,679,525 |
| 2008-09 | 6,429,771 | 685,406 | 739,691 | 1,779,446 | 97,684 | 9,731,998 |
| 2009-10 | 6,348,771 | 685,194 | 739,361 | 1,776,856 | 96,775 | 9,646,957 |
| 2010-11 | 6,354,171 | 688,800 | 738,021 | 1,777,528 | 95,484 | 9,654,004 |
| 2011-12 | 6,348,671 | 686,225 | 740,641 | 1,773,256 | 98,622 | 9,647,415 |
| 2012-13 | 6,342,271 | 687,469 | 741,966 | 1,773,628 | - | 9,545,334 |
| 2013-14 | 6,339,671 | 682,631 | 736,956 | 1,777,820 | - | 9,537,078 |
| 2014-15 | 6,337,774 | 686,281 | 740,581 | 1,775,420 | - | 9,540,056 |
| 2015-16 | 6,329,888 | 683,588 | 737,425 | 1,776,016 | - | 9,526,917 |
| 2016-17 | 6,315,585 | 684,450 | 737,675 | 1,773,990 | - | 9,511,700 |
| Thereafter | <u>\$ 37,828,361</u> | <u>\$ 2,047,544</u> | <u>\$ 4,438,793</u> | <u>\$ 7,098,540</u> | <u>\$ -</u> | <u>\$ 51,413,238</u> |
| Total | <u>\$ 101,351,505</u> | <u>\$ 8,906,928</u> | <u>\$ 11,829,801</u> | <u>\$ 24,859,210</u> | <u>\$ 486,778</u> | <u>\$ 147,434,222</u> |

Funding Sources:

Tax Allocation Bonds are paid by the incremental property taxes received by the Redevelopment Agency Capital Projects Fund.

Redevelopment Agency and Parking Structure Revenue Bonds are paid by the lease revenue received by the Redevelopment Agency Capital Project Fund.

Concord Pavilion Revenue Bonds will continue to be paid from operating revenues as part of the management agreement between the City of Concord and Bill Graham Enterprises, Inc.

Certificates of Participation are paid by General Fund revenues (\$98,213) in the ABAG Debt Service Fund.

**CITY OF CONCORD
TAX ALLOCATION BONDS
FOR THE YEAR ENDING JUNE 30, 2008**

Redevelopment Agency Tax Allocation Bonds

Resolution 04-430 of the City of Concord and Resolution 04-667 of the Redevelopment Agency of the City of Concord approved the Issuance of Tax Allocation Bonds by The Redevelopment Agency to defease the 1988 Current Interest Term Bonds, and the 1993 Subordinate Term Bonds.

| | | | |
|--|-----------|-------------------|---------------------|
| <u>Principal Borrowed</u> | | | |
| Series 2004 | \$ | 72,310,000 | |
| | | | |
| <u>Payment Required</u> | | <u>Principal</u> | <u>Interest</u> |
| Series 2004 | \$ | 3,390,000 | \$ 2,986,571 |
| | | | \$ 6,376,571 |
| | | | |
| Total | <u>\$</u> | <u>3,390,000</u> | <u>\$ 2,986,571</u> |
| | | | <u>\$ 6,376,571</u> |
| | | | |
| <u>Principal Outstanding as of June 30, 2008</u> | | | |
| | | | |
| Series 2004 | \$ | 65,445,000 | |
| | | - | |
| Total | <u>\$</u> | <u>65,445,000</u> | |

**CITY OF CONCORD
REVENUE BONDS
FOR THE YEAR ENDING JUNE 30, 2008**

Redevelopment Agency Revenue Bonds

Redevelopment Agency Lease Revenue Bonds were issued in 1993 to finance a portion of the Police Facilities Project leased by the City.

| | | | | |
|--|----|------------------|-----------------|--------------|
| <u>Principal Borrowed</u> | | | | |
| Series 1993 | \$ | 9,700,000 | | |
| <u>Payment Required</u> | | <u>Principal</u> | <u>Interest</u> | <u>Total</u> |
| Series 1993 | \$ | 360,000 | \$ 329,340 | \$ 689,340 |
| <u>Principal Outstanding as of June 30, 2008</u> | | | | |
| Series 1993 | \$ | 6,100,000 | | |

Redevelopment Agency Parking Structure Bonds

Redevelopment Agency Lease Revenue Bonds were issued in 2001 to finance the Todos Santos Parking Center in the downtown area.

| | | | | |
|--|----|------------------|-----------------|--------------|
| <u>Principal Borrowed</u> | | | | |
| Series 2001 | \$ | 9,580,000 | | |
| <u>Payment Required</u> | | <u>Principal</u> | <u>Interest</u> | <u>Total</u> |
| Series 2001 | \$ | 350,000 | \$ 388,691 | \$ 738,691 |
| <u>Principal Outstanding as of June 30, 2008</u> | | | | |
| Series 2001 | \$ | 7,670,000 | | |

Performing Arts Center Lease Revenue Bonds

Performing Arts Center Lease Revenue Bonds were issued in 1995 to finance a portion of the renovation and expansion of Concord Pavilion leased by the City.

| | | | | |
|--|----|------------------|-----------------|--------------|
| <u>Principal Borrowed</u> | | | | |
| Series 1995 | \$ | 18,700,000 | | |
| <u>Payment Required</u> | | <u>Principal</u> | <u>Interest</u> | <u>Total</u> |
| Series 1995 | \$ | 585,000 | \$ 1,191,710 | \$ 1,776,710 |
| <u>Principal Outstanding as of June 30, 2008</u> | | | | |
| Series 1995 | \$ | 14,170,000 | | |

**CITY OF CONCORD
 CERTIFICATES OF PARTICIPATION
 FOR THE YEAR ENDING JUNE 30, 2008**

City of Concord Certificates of Participation

ABAG 41 - Certificates of Participation were issued in 1998 to fund Diablo Creek Golf Course improvements (Enterprise Fund) and to defease outstanding ABAG 23 Certificates of Participation (Debt Service Fund) for renovation of Centre Concord.

Principal Borrowed

| | |
|------------------------------------|---------------------|
| ABAG 41 - Centre Concord | \$ 810,000 |
| ABAG 41 - Diablo Creek Golf Course | <u>2,750,000</u> |
| Total ABAG 41 | <u>\$ 3,560,000</u> |

Payment Required

| | <u>Principal</u> | <u>Interest</u> | <u>Total</u> |
|------------------------------------|-------------------|-------------------|-------------------|
| ABAG 41 - Centre Concord | \$ 85,000 | \$ 13,213 | \$ 98,213 |
| ABAG 41 - Diablo Creek Golf Course | <u>120,000</u> | <u>93,535</u> | <u>\$ 213,535</u> |
| Total | <u>\$ 205,000</u> | <u>\$ 106,748</u> | <u>\$ 311,748</u> |

Principal Outstanding as of June 30, 2008

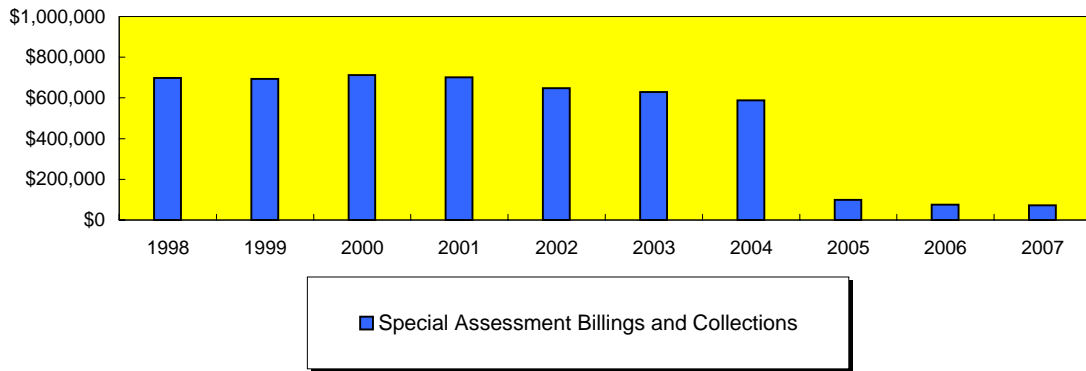
| | |
|---------------------------------------|---------------------|
| ABAG 41 - Centre Concord | \$ 365,000 |
| ABAG 41 - Diablo Creek Golf Course | <u>1,780,000</u> |
| Total principal outstanding - ABAG 41 | <u>\$ 2,145,000</u> |

**CITY OF CONCORD
SPECIAL ASSESSMENT DISTRICTS DEBT
FOR THE YEAR ENDING JUNE 30, 2008**

Special Assessment Districts within the City have issued debt repayable out of special assessments levied on property. Under the terms of the special assessment bond indentures, the City is obligated to be the purchaser of last resort of property on which any delinquent special assessments have been levied.

| Assessment Districts | <u>Balance July 1, 2006</u> |
|-------------------------------|---------------------------------|
| ASSETS - Cash and Investments | <u>\$ 166,510</u> |
| LIABILITIES - Payable | <u>\$ 166,510</u> |

**SPECIAL ASSESSMENT
BILLINGS AND COLLECTIONS
LAST TEN FISCAL YEARS**



| Fiscal Year | Special Assessment Billings and Collections |
|-------------|---|
| 1998 | \$ 697,638 |
| 1999 | 693,220 |
| 2000 | 711,774 |
| 2001 | 701,531 |
| 2002 | 648,564 |
| 2003 | 628,420 |
| 2004 | 587,663 |
| 2005 | 99,623 |
| 2006 | 75,021 |
| 2007 | \$ 72,523 |

Source: City of Concord Financial Statements



**COMPUTATION OF DIRECT AND
OVERLAPPING BONDED DEBT
June 30, 2008 (1)**

| JURISDICTION | Net Debt Outstanding | Percentage Applicable to City of Concord | Amount Applicable to City of Concord |
|--|------------------------------------|---|---|
| 2005-06 Assessed Valuation, Direct and Overlapping Bonded Debt | | | \$ <u>11,825,275,824</u> |
| Mt. Diablo Unified School District Community Facilities District No. 1 | \$ 73,115,000 | 42.161% | \$ 30,826,015 |
| Bay Area Rapid Transit District | 100,000,000 | 2.830% | 2,830,000 |
| Mt. Diablo Unified School District | 226,885,000 | 42.161% | 95,656,985 |
| East Bay Regional Park District | 111,170,000 | 4.140% | 4,602,438 |
| Contra Costa County Reassessment District | 4,585,000 | 7.513% | 344,471 |
| Contra Costa County General Fund Obligations | 301,770,000 | 8.939% | 26,975,220 |
| Contra Costa County Pension Obligations | 537,005,000 | 8.939% | 48,002,877 |
| Contra Costa County Board of Education Certificates of Participation | 1,310,000 | 8.939% | 117,101 |
| Contra Costa County Fire Protection District Pension Obligations | 129,900,000 | 19.309% | 25,082,391 |
| Contra Costa Community College District | 115,000,000 | 8.956% | 10,299,400 |
| Contra Costa Community College District Certificates of Participation | 1,215,000 | 8.956% | 108,815 |
| Mt. Diablo Unified School District Certificates of Participation | <u>6,310,000</u> | 42.161% | <u>2,660,359</u> |
| TOTAL OVERLAPPING BONDED DEBT | \$ 1,608,265,000 | | \$ 247,506,072 |
| City of Concord 1915 Act Bonds | 277,000 | 100.000% | 277,000 |
| City of Concord General Obligations | 32,995,000 | 100.000% | 32,995,000 |
| City of Concord Judgment Obligations | <u>3,130,000</u> | 100.000% | <u>3,130,000</u> |
| TOTAL DIRECT AND OVERLAPPING BONDED DEBT | <u>\$ 1,644,667,000</u> (2) | | <u>\$ 283,908,072</u> |

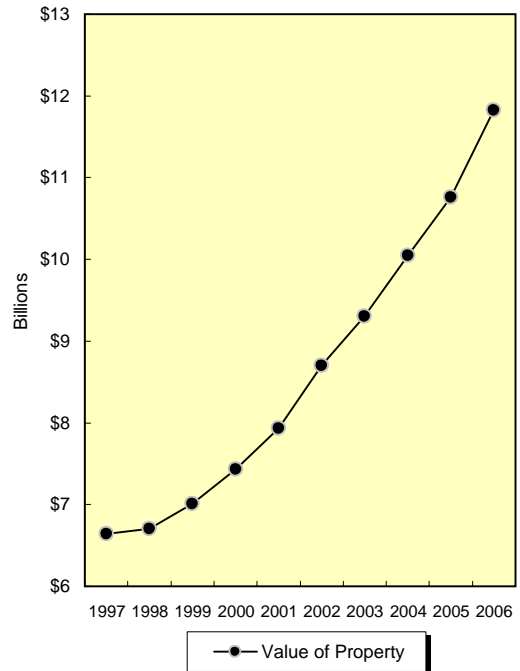
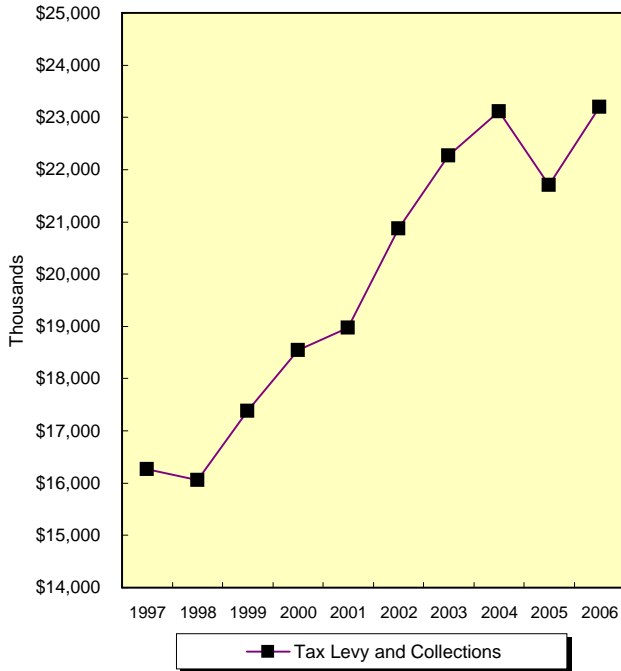
(1) Actual through June 30, 2006.

(2) Excludes tax and revenue anticipation notes, revenue, mortgage revenue and tax allocation bonds and non-bonded capital lease obligations.
Ratios to Assessed Valuation: Direct Debt %.31%-Total Gross Debt % 1.22%.

SOURCE: California Municipal Statistics, Inc.



Property Tax Levies and Collections Last Ten Fiscal Years



| Fiscal Year | Total Secured Tax Levy | General Fund Tax Collections | Debt Service Fund Tax Collections | Redevelopment Agency Fund Tax Collections | Total Tax Collections | Percent of Total Tax Collections to Tax Levy | Value of City Property Subject to Local Tax Rate |
|-------------|------------------------|------------------------------|-----------------------------------|---|-----------------------|--|--|
| 1997 | 16,271,924 | 6,529,582 | - | 9,742,342 | 16,271,924 | 100.00% | 6,643,935,928 |
| 1998 | 16,054,020 | 6,788,131 | - | 9,265,889 | 16,054,020 | 100.00% | 6,706,556,992 |
| 1999 | 17,378,653 | 7,334,299 | - | 10,044,354 | 17,378,653 | 100.00% | 7,006,505,546 |
| 2000 | 18,539,359 | 7,754,533 | - | 10,784,826 | 18,539,359 | 100.00% | 7,435,492,886 |
| 2001 | 18,978,753 | 8,373,732 | - | 10,605,020 | 18,978,752 | 100.00% | 7,937,505,627 |
| 2002 | 20,874,360 | 9,415,843 | - | 11,458,517 | 20,874,360 | 100.00% | 8,698,950,248 |
| 2003 | 22,268,670 | 10,320,110 | - | 11,948,560 | 22,268,670 | 100.00% | 9,303,585,906 |
| 2004 | 23,117,284 | 10,743,130 | - | 12,374,154 | 23,117,284 | 100.00% | 10,046,422,371 |
| 2005 | 21,710,945 (A) | 10,652,549 | - | 11,058,396 (A) | 21,710,945 | 100.00% | 10,758,352,096 |
| 2006 | \$23,202,024 (A) | \$ 11,773,593 | \$ - | \$ 11,428,431 (A) | \$ 23,202,024 | 100.00% | 11,825,275,824 |
| 2007 * | | | | | | | \$12,581,572,120 |

* Source: Contra Costa County Auditor-Controller's Office and the City of Concord's Finance Department. Information available in October, 2007.

Note: A reserve is established by the County of Contra Costa under Revenue and Taxation Code Section 4701-4716 to cover all secured delinquencies, thus providing the City of Concord with 100% collection of its annual tax levy.

(A) Tax collections in FY2005 and FY2006 are net of pass-thru payment and educational revenue augmentation fund withholding.